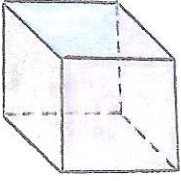
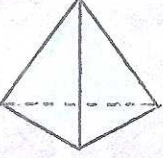
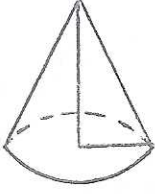


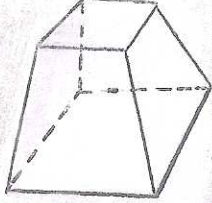
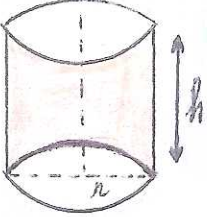
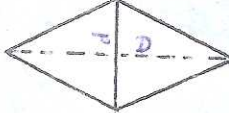

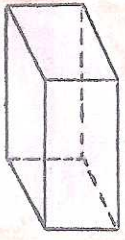



Egin Richard

COURS: CM2
Matière: Mathématique

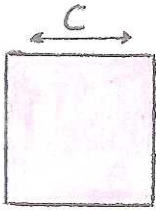
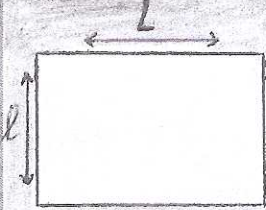
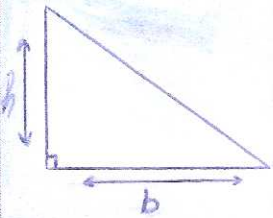
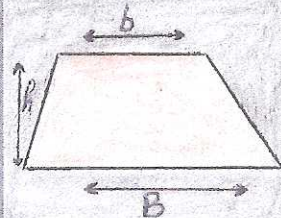




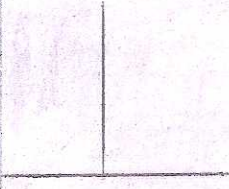


Thème: figure géométrique

| | | | |
|--|---|-----------------------------|---|
| début |  | <u>Le Cube</u> |  |
| Tétraèdre |  | Le cône |  |
| Demi-Cylindre |  | Le Cercle |  |
| Pyramide tronquée convexe à base rectangulaire |  | Le CYLINDRE |  |
| Le losange |  | Le Prisme Droit |  |
| Demi-boule |  | Parallépipède Rectangulaire |  |

EZIN

Richard

GP6

| | | | |
|--------------------|---|--------------------------|--|
| Un Parallélogramme |  | LE CARRÉ |  |
| Le Rectangle |  | Le triangle Rectangle |  |
| LE TRAPÈZE |  <p>$\alpha < 90^\circ$</p> | Angle aigu |  <p>$\alpha = 90^\circ$</p> |
| Angle droit |  | Ligne parallèle |  |
| Ligne Droite |  | Droites Perpendiculaires |  |
| Angle Reflex |  | Diagrammes en Secteurs | la fin |